
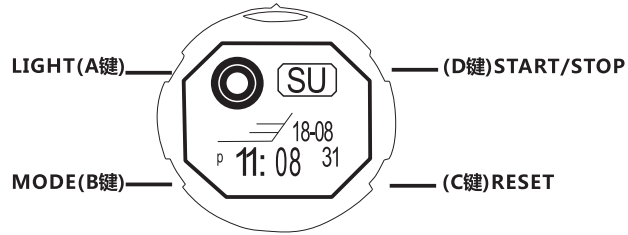


WEBSITE



FACEBOOK

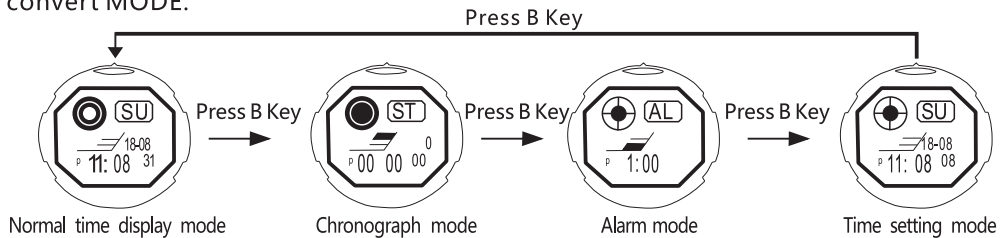


A. Features:

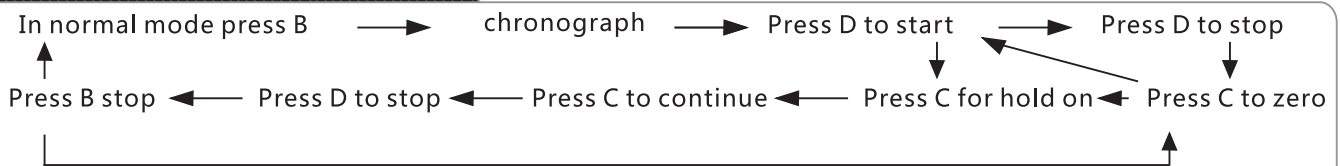
- ◆12 Digits LCD Display , Display Hour , Minute , Second , Month , Day and Week
- ◆Daily Alarm and Chime hourly
- ◆1/100 second Chronograph with split functions
- ◆12/24H format selectable , Auto Calendar
- ◆EL backlight

B. Operational Manual:

- ◆At any mode , press A key , the EL back light on for 3 seconds.
- ◆Press B key to convert MODE:



Chronograph functions:



Alarm & Chime ON/OFF:

- ◆In normal mode , press B key twice to enter to Alarm Mode, Then press D to ON/OFF "ALM" /" SIG" (☞ / (☛) function.
- ◆If "ALM/SIG"(☞ / (☛) symbol appears,means ALM/SIG function ON , otherwise means OFF

Alarm setting:

- ◆in normal Mode,press B twice to enter Alarm mode and press C then "Hour" flashing
- ◆Press D to adjust "Hour" for your Alarm. Pay attention to AM/PM
- ◆Press C then "Minutes" flashing, Press D to adjust "Minutes" for your alarm. Press B key to exit.

Time & date setting:

- In Normal Mode,press B three times enter into setting mode and the "Seconds" flashing,Press D to zero.
- ◆Press C the "Hours" will flash.Press D to adjust "Hours"
- ◆Press C the "Minutes" will flash.Press D to adjust "Minutes"
- ◆Press C the "Month" will flash.Press D to adjust "Month"
- ◆Press C the "Date" will flash.Press D to adjust "Date"
- ◆Press C the "Week" will flash.Press D to adjust "Day"
- ◆Press B the to exit

**You can wear the watch when bathing and washing car.
But never push button in the water.**